

Hearts and Stars Table Runner


Finished Size: 42 1/2" x 14"

Supplies

- Cream 25293E - 1/4 yd
- 2 Reds 25292R & 20034R - 1/4 yd each
- Green 25290G - 1/4 yd
- Red Backing 25292R - 1 yd
- Batting - 18" x 47" piece
- HeatnBond Lite - 3/4 yd
- Hearts & Stars (cream, red) - Scraps
- 2 packages - Extra Wide Double Fold Bias Tape
- 16 - 3/8" Buttons (optional)


Cutting

2. Using your favorite method of applique, position and apply designs to squares. On 5 1/2"



cream squares position design 3/4" in from corner. Optional: Add buttons.

3. To each appliqued block, add 5 1/2" cream squares as shown in illustration below.




Make 3



Make 4

4. Join squares, off setting blocks as shown.

Finishing Up




- 4 - 5 1/2" squares cream
- 6 each - 5 1/2" red squares
- 1 - 18" x 47" piece (backing)

Sewing

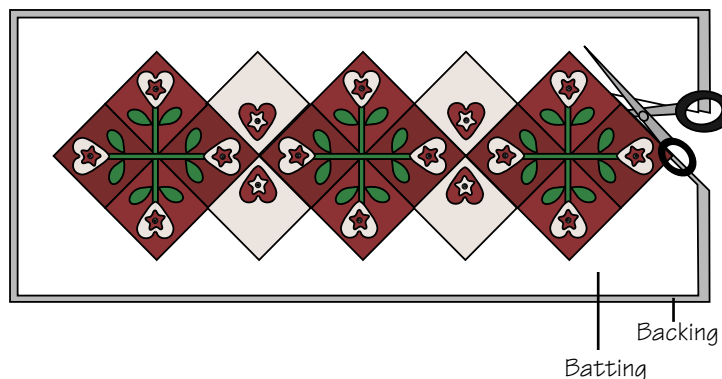
1. Assemble 3 squares of 4 using the red fabrics.

1. Lay backing wrong side up on a flat surface.
2. Spread batting over backing, smoothing out

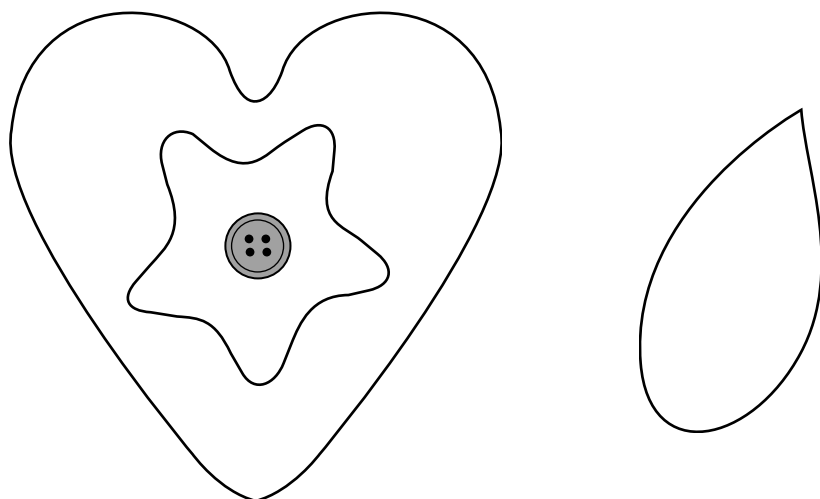


wrinkles.

3. Place project, right side up, on top of batting.
4. Begin in center of project, baste or pin layers together, smooth out wrinkles.
5. Hand or machine quilt. Trim excess batting and backing even with project top. Bind with bias tape.



Pattern Pieces for Hearts and Stars



Pattern Pieces

Cut:

16 Hearts (12 cream, 4 red)

16 Stars (12 red, 4 cream)

24 Leaves

6 Stems (8" x 3/8")

Note: If using hand applique be sure to add 1/4" all around.

From Quilting Treasures™ by Cranston
Designs by Leslie Beck




Harmony
25292R
1/4 yard (Blocks)
1 yard (Backing)



Harmony
25290G
1/4 yard



Gatherings
20034R
1/4 yard



Harmony
25293E
1/4 yard

Contact your local quilt shop for fabric availability or
Cranston Consumer Products at www.quiltingtreasures.com